

Mnemoteknikkbilder for språklyd- og bokstavkoding

Noen bilder har barn tegnet for å hjelpe seg selv med å kode artikuleringen eller bokstaven

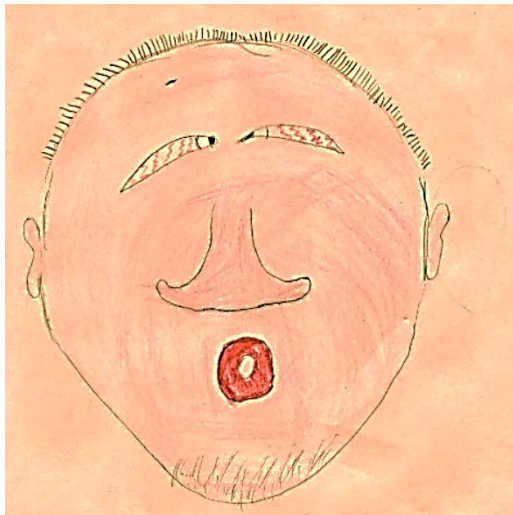
/æ/: Stor åpning



Æ/æ: Stor åpning



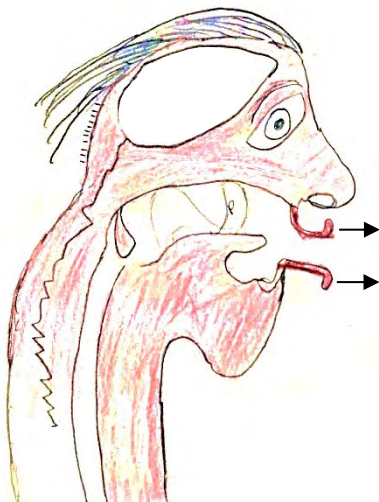
/å/: Munnen har liten, rund form



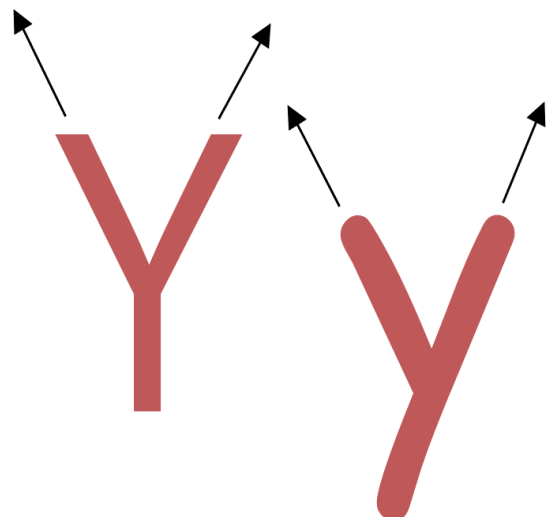
Å/å/å: Liten, rund form



/y/: Leppene strekker seg i retning utover




Y/y: Bokstaven strekker seg i retning oppover



/ø/: Rund munn

Ø/ø: Rund bokstav




/i/: Leppa ligner en strek, for munnen 'smiler'

I er en strek, i er en strek med prikk over



/o/: Munnen har rund form

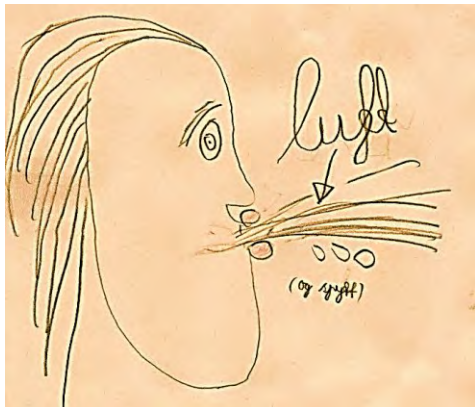
O/o: Bokstaven har rund form



/a/: munnen gaper

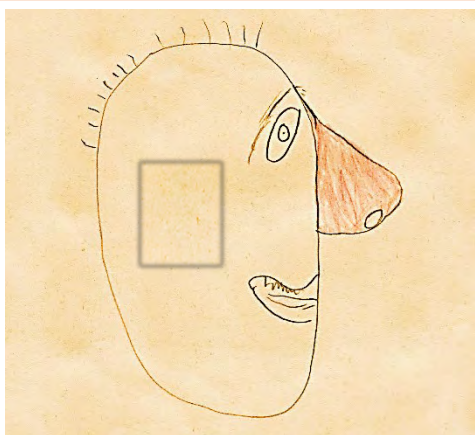


/l/ er luft gjennom munnen-lyd



l


/n/ er neselyd



n ligner ei nese

n

/d/ er eksplosjonslyd med tungebladet




d

/b/ er eksplosjonslyd med leppene




b


e er eplefjes



k er konge



T er tørkestativ




D er diger dame



J/j er lja



P er papegøye



G er rund som en gris



V er vinkel



U har bue

